

Product Warranty Card

Item No.: _____

Product Model: _____

Purchasing Date: _____

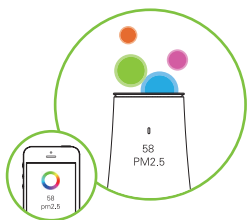
Retailer: _____

Telephone: _____

Maintenance Record:

4

Easy Operation



Look

Get to know real-time environmental data of **PM2.5/VOC/CO₂/Noise**



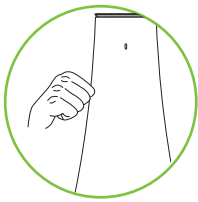


Within 5cm



Wave

Wave hand up and down for different types of environmental data



Tap

Lightly tap the vase body for different lighting modes

2. Network Setting

○ Mobile Phone Browser

Step1: Search and connect WiFi network: **DreamFlower_xxxx (2.4G)** 、 **DreamFlower_xxxx_5G**

Step2: Scan the QR code on the bottom of the product and log in mobile phone browser for network setting.

○ PC Client Terminal (visit through browser)

Input **192.168.188.1** or through website **df.wulian.cc** to finish WiFi setting

○ Establish ZigBee Network

Quick click **【SET】** key for 6 times 🔔: “networking, please wait”.

○ Add New Device

When this product works as a gateway, new devices can be added to it through Smart Home App; or users can quick click **【SET】** key for 4 times to add new devices.

If users click **【SET】** key for less than four times 🔔: “New devices forbidden”


Quick click **【SET】** key for four times 🔔: “New device is online”

○ Restore to Factory Default Setting

Long press **【SET】** key for 10 seconds and the system will restore into factory default setting.

Long press **【SET】** key for 5 seconds and the product will quit ZigBee network.

Note:

- In the networking process, assisting needle  is needed for **【SET】** key operation.
- Adding new devices to the network means when the product works as a gateway, other terminal devices are added into the network.
- When it is permitted to add new devices, **【Status Indicator】** will turn into green and hold for three minutes. If no device is going to add to the network, the **【Status Indicator】** will turn off in 3 minutes.

3

Quick Setting

1. Software Download

Option A:

Download the latest Smart Home App by scanning the following QR code.

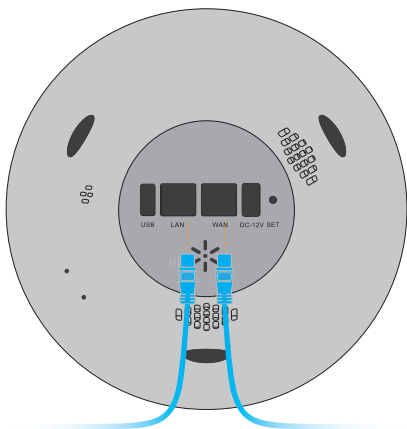


Option B:

iOS user can download the App by searching "Wulian Smart home" in "App Store".

Android user can download the App by searching "Wulian Smart home" in "Google Play".

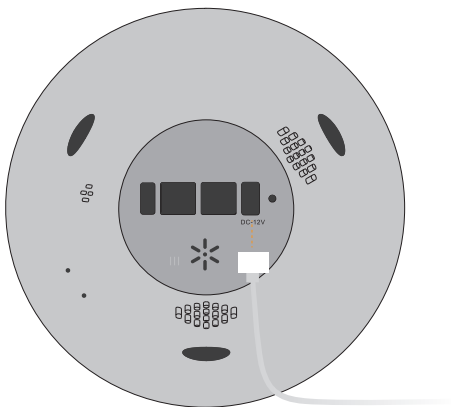
- © Log in Smart Home App and enter into the setting interface of the product to finish location setting, broadcasting setting, display setting, lighting mode setting, etc.




- Wireless Relay Mode is recommended
- Wired connection
 - WAN interface for router connection
 - LAN interface for PC connection
- **Note:** Please refer to **3** Quick Setting for the operation of mobile phone and PC browser.

2

Power Connection



- When the power is on, the **【status indicator】** turns into green color and rotates in an anticlockwise way. After a while, the product will voice broadcast  "Dream Flower wishes you have a nice day."
- Then the system starts and the **【status indicator】** turns off.

1 Features



Hard Disk



PM2.5 Detection



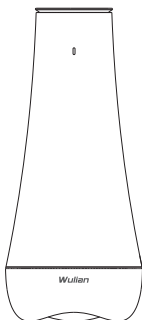
SAMBA Service



Dual-Band WiFi



VOC Detection

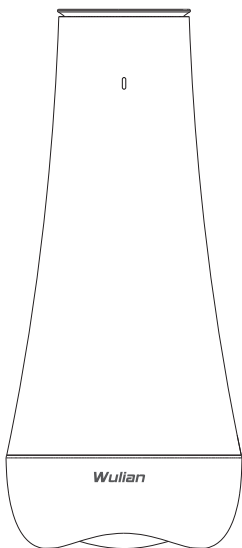


Noise Detection



CO₂ Detection

Welcome to Use “Dream Flower” Smart Vase



Product Warranty Terms

Thanks for choosing this product. Please read the manual carefully before use.

1. Warranty Coverage

- Customer can choose a refund, exchange, maintenance or other services within 7 days from purchasing if the product breaks down.
- Customer can get one-year (from purchasing date) free maintenance for non-artificial malfunctions.
- Our company offers technical support for customers who is out of the free maintenance category, but only charge for replacing product component parts.
- Purchasing date is the date on the receipt or invoice from the dealers .

2. One of the following situations cannot enjoy the "warranty" service

- Man-made damages; work under improper environment or context; misuse(do not follow the User Manual);
- Users disassemble, repair or refit the product privately.
- Damage caused by improper transportation after purchasing.
- Damage caused by other force majeure (flood, lightning, earthquake, unusual voltage)
- Normal consumption, abrasion, break, etc.
- Fake products.
- Without valid purchasing proof, or warranty card.

Wulian[®]

All Rights Reserved

Service Line : 400-928-9288

No. 15, Fengji Road, Yuhuatai District, Nanjing, Jiangsu Province,
China

Congratulations!

Thanks for experience smart life with Dream Flower!

*More products are waiting for you
to create an ideal life.*

**Welcome to visit Wulian official website:
[http://wulian.cc /english/](http://wulian.cc/english/) for more information.**

7 Display

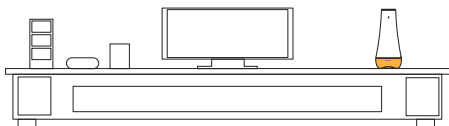
**Please put the vase on furniture
(TV Cabinet, Hallway Screen/Bookstore/etc.)**

Please do not put too much water in the vase in case of overflowing!


Please put the product in a flat place.

Please do not wipe the surface of this product by organic solvent.

Please do not disassemble or refit this product or its accessories.



TV Cabinet



Bookstore/Hallwayscreen

Atmosphere Lighting

Four lighting modes for free selection.

Users can also customize lighting colors through Smart Home App from 16 million colors selection.



Soft Moonlight



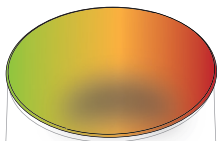
Dream Lavender



Far Ocean



Mist Forest

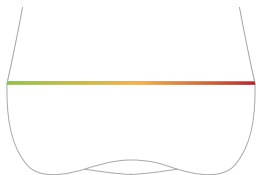


6

Lighting Message

Status Indicator

shows in different colors to reveal environment quality



Good

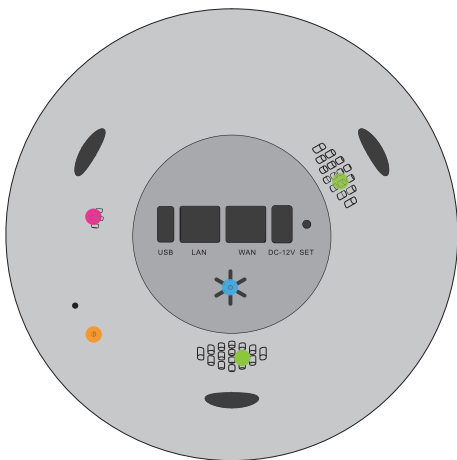


Common



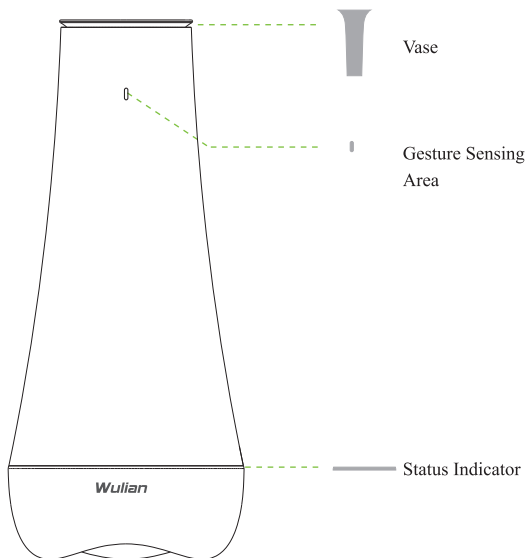
Bad

- PM 2.5 sensor
- Noise Sensor
- Double-Track Speaker
- VOC Sensor (volatile organic compound)



5

Product Illustration



DREAM FLOWER



User Manual